


Estrutura Telhado Ripado



Instruções de Montagem

Leia atentamente as instruções de segurança. As nossas estruturas foram concebidas especificamente para a suportar a montagem de módulos solares. Dependendo do número de módulos a estrutura terá diferentes configurações.

As estruturas Plurisol foram concebidas a pensar numa solução adaptável para qualquer tipo de projecto tendo sido desenhadas e dimensionadas pelos nossos técnicos, para serem aplicadas em qualquer tipo de situação.

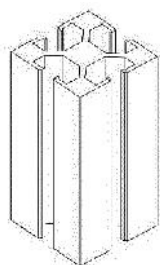


Introdução

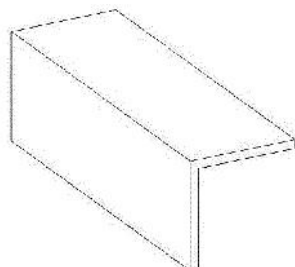
Este manual tem como objectivo auxiliar na montagem das estruturas. Caso durante a montagem surgir alguma dúvida que não seja esclarecida no presente documento não hesite em contactar o nosso Departamento Técnico.

Verifique se tem todas as peças necessárias para montagem. De seguida iremos apresentar os perfis das barras, dos acessórios assim como a forma como estes se devem interligar.

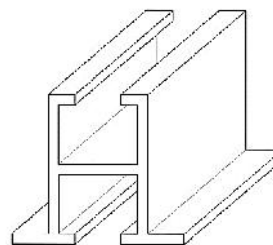
Perfis:



Perfil X



Perfil L



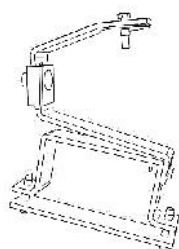
Perfil H

Perfil X – perfil de alumínio de suporte vertical da estrutura.


Perfil L – perfil de alumínio de suporte horizontal ou de suporte do perfil H.

Perfil H – perfil de alumínio de suporte dos módulos fotovoltaicos.

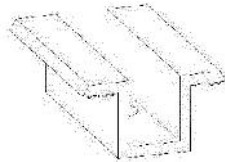
Acessórios:



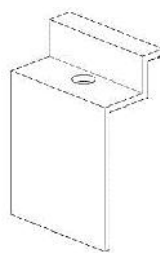
**Acessório
A1**



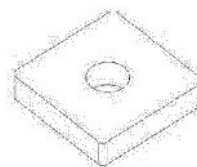
**Acessório
A2**



**Acessório
A3**



**Acessório
A4**



**Acessório
A5**



**Parafuso
M8-45**



**Parafuso
M8-16**

Acessório A1 – Salva Telha - Acessório de suporte das estruturas em telhado, fixado em lage ou ripa.

Acessório A2 – Acessório de apoio dos perfis X.


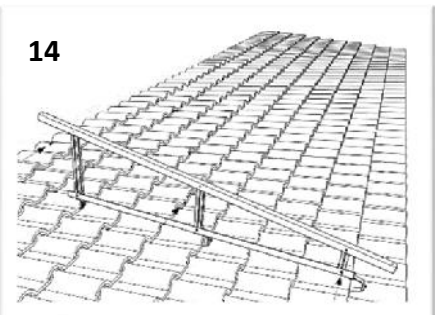
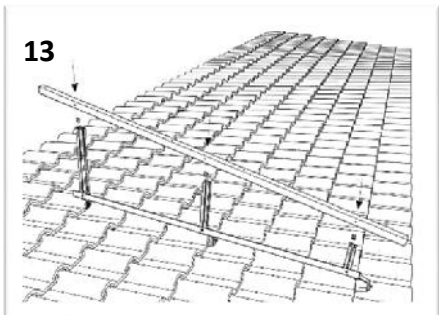
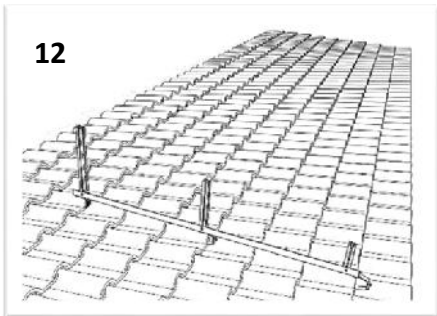
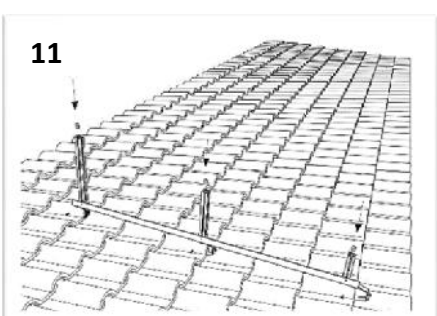
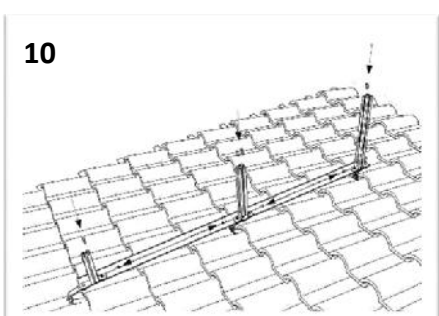
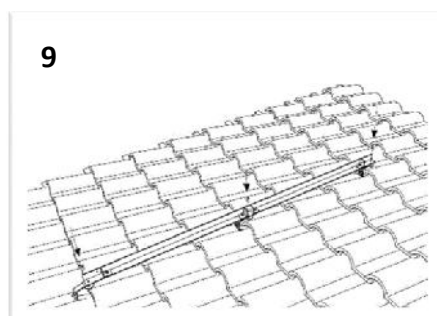
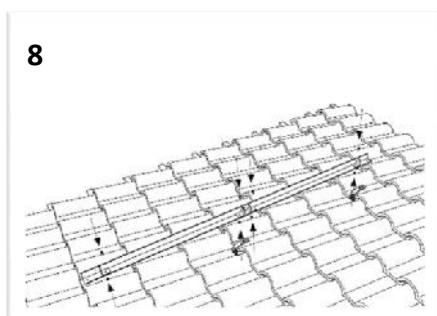
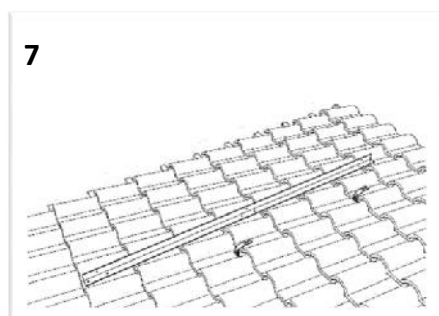
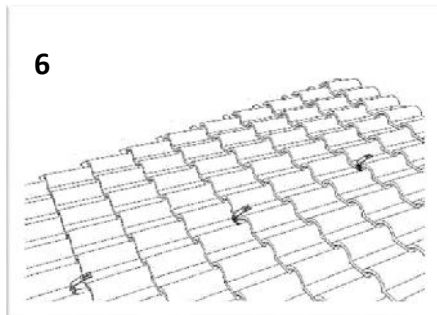
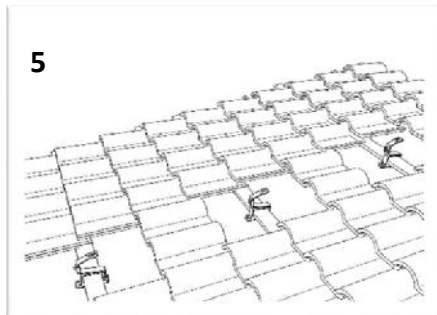
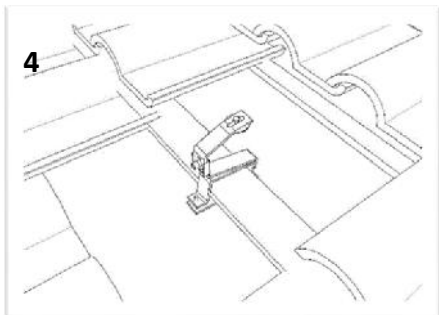
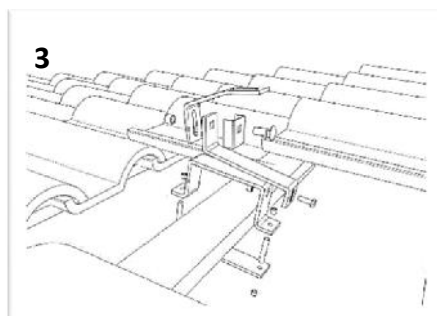
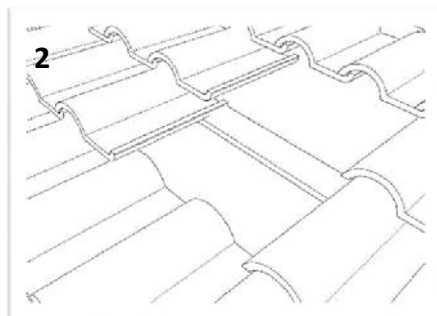
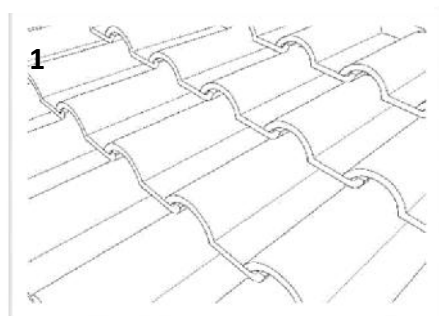
Acessório A3 – Acessório de colocação entre módulos fotovoltaicos e fixado aos perfis H.


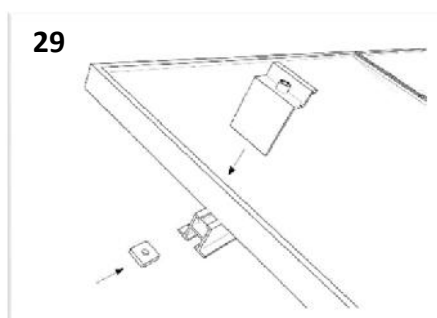
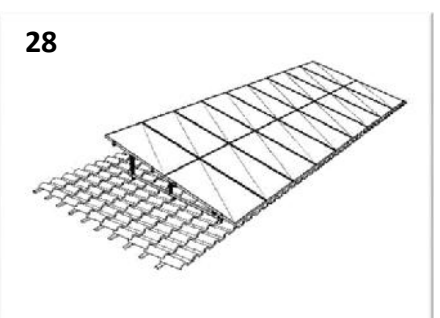
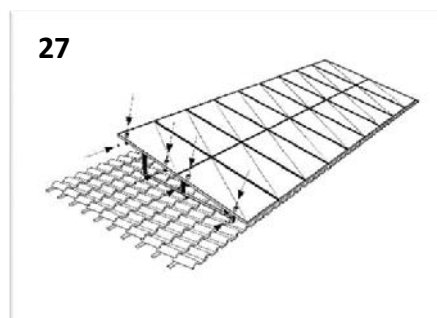
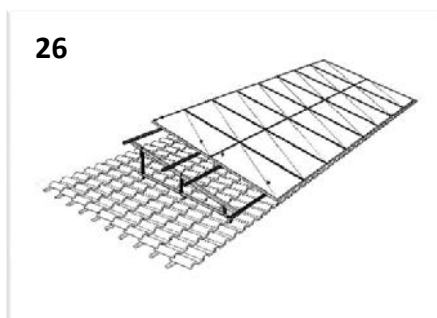
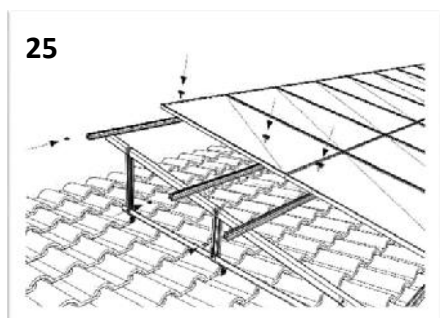
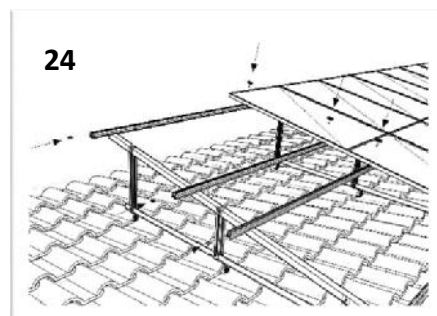
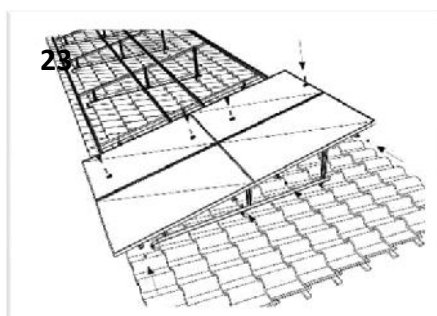
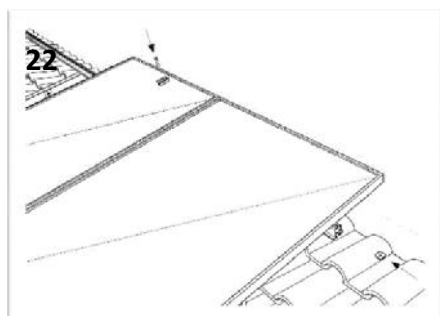
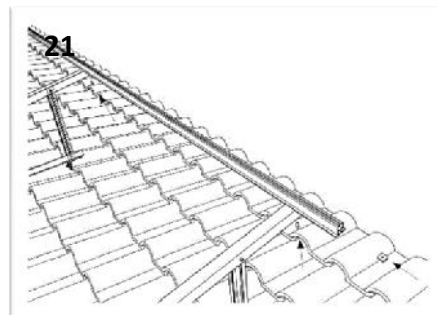
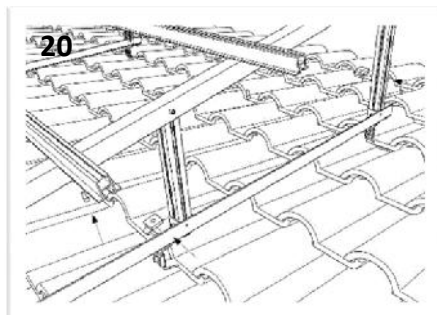
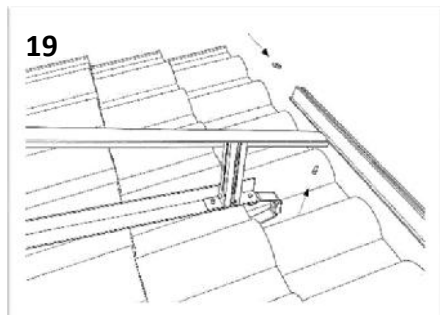
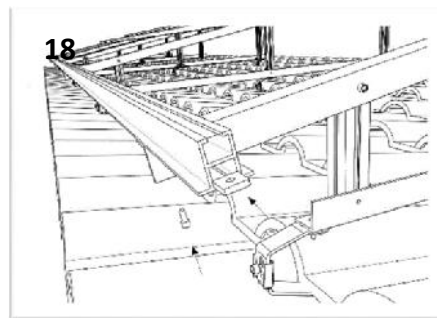
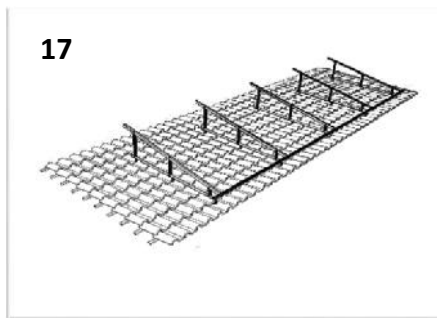

Acessório A4 – Acessório final de linha de módulos e fixado aos perfis H.

Acessório A5 – Acessório complementar dos parafusos M8 (porcas roscadas).

Parafuso M8-45 – parafuso a colocar nos acessórios A3 e A4 e fixados nos perfis H.

Parafuso M8-16 – parafuso a colocar na restante estrutura.







bluestella
microled solutions



Plurigás Solar Energias Lda
Urbanização António Aleixo -1 4820-358 Fafe
Tel.: +351 253 700 060 Fax.: +351 253 700 065

www.plurigassolar.pt
www.plurigassolar.com

geral@plurigassolar.pt
marketing@plurigassolar.pt